

ASSEMBLY INSTRUCTIONS FOR THE PATHFINDER® II THROUGH 4-HOLE ADAPTER WITH VALVE

Please read thoroughly before assembling a prosthesis using the Pathfinder® II Through 4-Hole Adapter with Valve (Part No. PFD-0114).

Materials included:

- 1 Suction Valve
- 1 Porous Plastic Insert
- 1 Through 4-Hole Adapter
- 1 Filter Disc
- 4 Attachment Screws

1. Fabricate a transtibial socket with a four-hole attachment block at the distal end using an Ohio Willow Wood Laminated Socket Attachment Block (Part No. 700-250 or 700-200).

Note: Make sure that the 4-hole attachment block has a flat surface for the Suction Pyramid to seal against.

2. Drill a 7mm (9/32") diameter hole in the center of the socket (Figure 1). If the 4-hole attachment block is offset with respect to the socket, drill the hole at an angle from the center of the Attachment Block to the center of the distal end of the socket (Figure 2).

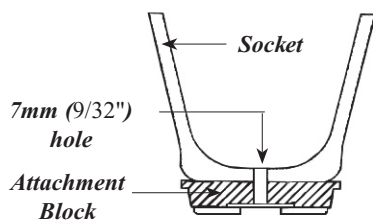
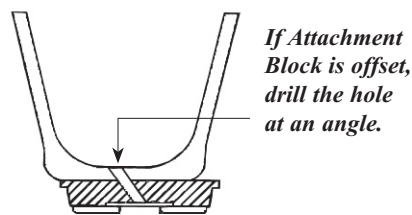


Figure 1



If Attachment Block is offset, drill the hole at an angle.

Figure 2

3. To prevent dirt and debris from clogging the airway, place the Porous Plastic Insert inside the 7mm (9/32") hole. Make sure the Porous Plastic Insert is flush with the inner surface of the socket (Figure 3). If the hole was drilled at an angle, cut or sand the Porous Plastic Insert at an angle as well (Figure 4).

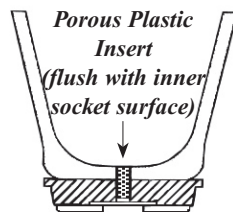
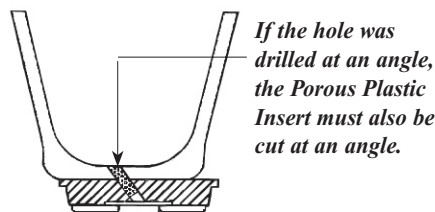


Figure 3



If the hole was drilled at an angle, the Porous Plastic Insert must also be cut at an angle.

Figure 4



OHIO WILLOW WOOD®

free the body...free the spirit®

15441 Scioto Darby Road

Mt. Sterling, OH 43143

phone 740.869.3377 / 800.848.4930

fax 740.869.4374 www.owwco.com



Ohio Willow Wood Company B.V

Keizersgracht 62/64

1015 CS Amsterdam

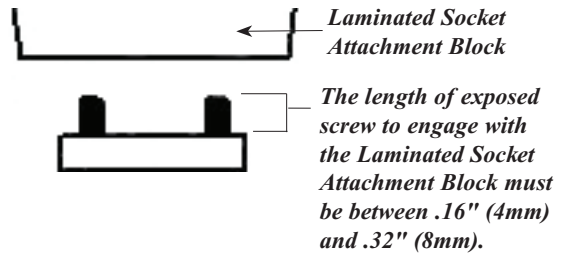
The Netherlands



PN-1369-D 14 JUL 2009

U.S. Patent 6,063,125

-
4. Attach the Through 4-Hole Adapter to the socket, using the attachment screws provided. Check to make sure that the length of exposed screw to engage with the Laminated Socket Attachment Block is between .16" (4mm) and .32" (8mm). Tighten the screws to 9 ft-lbs (12Nm)



5. Attach the Through 4-Hole Adapter to the titanium slide toe-out plate using two 8mm low-head capscrews and 8mm spring washers. Tighten to 24 Nm or 18 ft-lbs.
6. Have the amputee don the prosthesis. Air will be expelled as the limb enters the socket.
7. Seal the top of the socket by using an Ohio Willow Wood Suction Seal or equivalent.

Warranty

The warranty for the Through 4-Hole Adapter is one year (allowing three weeks from the date of purchase for installation). Use of a Through 4-Hole Adapter for amputees whose adjusted body weight is greater than 250 lbs (115 kg) or who engage in extremely high and abusive activities is against Ohio Willow Wood's recommendations and will void the one year warranty. Adjusted body weight is defined as the weight of the amputee plus any loads normally or routinely carried by the amputee. "Extremely high and abusive activities" are defined as activities such as skydiving, karate, and judo; activities that could result in injury to an individual's natural limbs; and activities that expose the prosthesis to corrosives such as salt water.

Warranty Disclaimer

Ohio Willow Wood warrants that each product manufactured will, at the time of delivery, be of workmanlike quality and substantially free of defects. OHIO WILLOW WOOD MAKES NO OTHER WARRANTY, IMPLIED, OR EXPRESSED, AND MAKES NO WARRANTY OF MERCHANTABILITY OR FITNESS FOR A PARTICULAR PURPOSE. This warranty shall terminate immediately upon an action to combine our products with other materials or in any manner to change the nature of our products. The sole remedy is replacement of the products or credit for the products. Ohio Willow Wood's liability shall not exceed the purchase price of the product. Ohio Willow Wood shall not be liable for any indirect, incidental, or consequential damage.

Ohio Willow Wood Retention of Rights

Ohio Willow Wood retains all intellectual property rights reflected or incorporated in its physical products, regardless of the transfer of the physical products to another party or parties.
