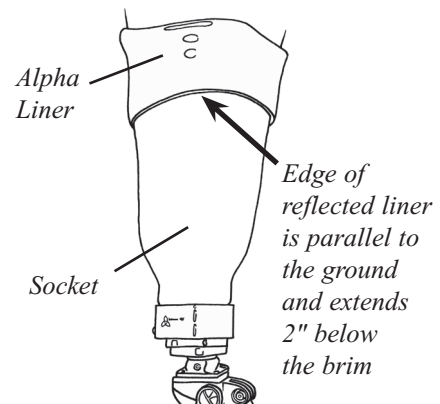


ALPHA® AK SLEEVE INSTRUCTIONS

For Optimum Results

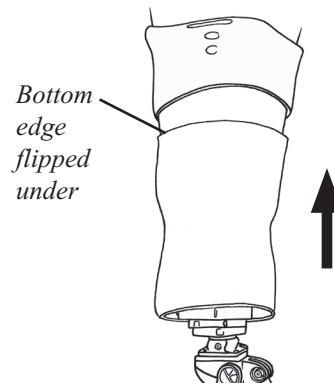
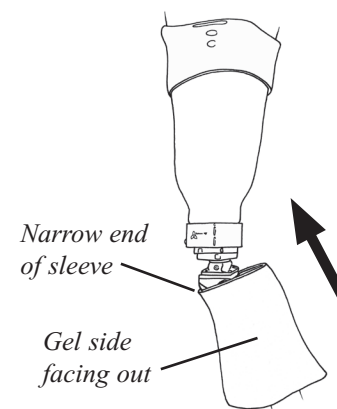
Fold the proximal edge of the Alpha Liner over the proximal brim of the socket.

The liner may be trimmed if desired. Ensure that the edge of the reflected liner extends at least two inches below the most distal point of the brim and is parallel to the ground.



Donning the AK Sleeve

1. Turn the AK Sleeve so that the gel is facing out. Slip the sleeve onto the distal end of the prosthesis, with the narrow end of the sleeve first.
2. Flip the bottom edge of the AK Sleeve under so that the gel is in contact with the socket. Roll the sleeve up toward the proximal end of the socket.



3. Position the AK Sleeve to maximize contact with the socket and with the reflected portion of the liner.

When using the AK Sleeve in vacuum applications, tape the distal end of the sleeve to the socket to ensure a sufficient seal.



OHIO WILLOW WOOD®

free the body...free the spirit®

15441 Scioto Darby Road

Mt. Sterling, OH 43143

phone 740.869.3377 / 800.848.4930

fax 740.869.4374 www.owwco.com



EC REP

Ohio Willow Wood Company B.V.

Keizersgracht 62/64

1015 CS Amsterdam

The Netherlands



PN-2088-D 7 OCT 2008

US Patent 6,406,499

Europe: EP Cert 09559964; Canada: Pat 2,190,764

Cutting

It is not likely that an AK Sleeve will have to be cut to a shorter length. If trimming is required, however, use large shears, a paper cutter, or a Hand-Held Cutting Wheel (Part No. 700-TL002). If using the Hand-Held Cutting Wheel, place the Flex Sleeve on a cutting board or a thick piece of plastic. Using a straight edge as a guide, roll the cutting wheel across the sleeve. Cutting the AK Sleeve too short is not covered under warranty.

Cleaning

For the best possible seal for vacuum systems, we recommend keeping the surface of the gel clean and clear of debris. After cleaning, hang the sleeve up to dry.

Weekly Disinfection

If the AK Sleeve is worn so that the gel portion of the sleeve touches the liner, then the area of the gel that touches the liner should be disinfected once a week.

1. Place a small amount of ethyl or isopropyl alcohol on a soft, clean cloth.
2. Lightly wipe the gel side of the AK Sleeve with the cloth.
3. Rinse the alcohol from the AK Sleeve with water.
4. Hang the AK Sleeve up to dry.

Note: Do not soak the AK Sleeve in the ethyl or isopropyl alcohol. Extended contact with large amounts of ethyl or isopropyl alcohol will stiffen the AK Sleeve.

Storage

When the prosthesis is not being worn for a few days, the AK Sleeve may be left on the socket. Do NOT leave the AK Sleeve on the socket with the top half of the sleeve reflected back onto the socket, or the Sleeve will stretch out. If the prosthesis is not to be worn for five days or more, the AK Sleeve should be removed, cleaned, and stored in a clean, dry place.



If the sleeve is left on the prosthesis, it should be positioned as shown and must NOT be reflected back onto the socket.

Warranty

Ohio Willow Wood warrants each Alpha AK Sleeve from the date of purchase for a period of ninety (90) days against defects in material and workmanship.

A product returned during the warranty period will be evaluated and repaired or replaced at Ohio Willow Wood's discretion. To avoid restocking fees, you must obtain a Return Authorization (RA) Number prior to the return of any Ohio Willow Wood product. Call 740-869-3377 or 800-848-4930 to obtain an RA.

There is no warranty, expressed or implied, for damage caused by abuse, mishandling or accident. The warranty is void if the fitting and routine care instructions are not followed. For your protection and ours, please thoroughly clean all used products prior to return.

Warranty Disclaimer

Ohio Willow Wood warrants that each product manufactured will, at the time of delivery, be of workmanlike quality and substantially free of defects. OHIO WILLOW WOOD MAKES NO OTHER WARRANTY, IMPLIED, OR EXPRESSED, AND MAKES NO WARRANTY OF MERCHANTABILITY OR FITNESS FOR A PARTICULAR PURPOSE. This warranty shall terminate immediately upon an action to combine our products with other materials or in any manner to change the nature of our products. The sole remedy is replacement of the products or credit for the products. Ohio Willow Wood's liability shall not exceed the purchase price of the product. Ohio Willow Wood shall not be liable for any indirect, incidental, or consequential damage.

Ohio Willow Wood Retention of Rights

Ohio Willow Wood retains all intellectual property rights reflected or incorporated in its physical products, regardless of the transfer of the physical products to another party or parties.
