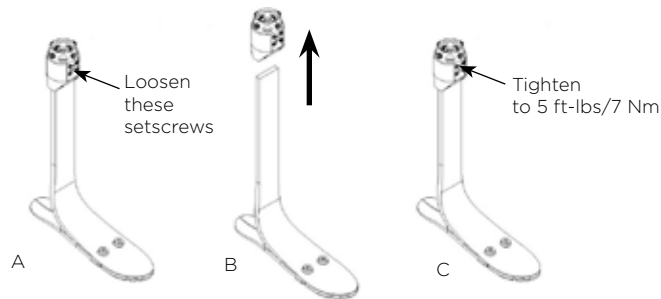


Pyramid Receiver and Rotating Pyramid Adapter Instructions

INSTALLING AN ADAPTER ON THE SHANK

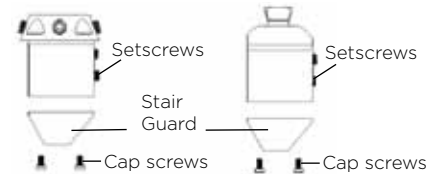
1. If there is already an adapter on the shank, use an M3 hex wrench to loosen the four setscrews on the anterior surface of the adapter (Figure A). Remove the adapter (Figure B).
2. Apply Loctite 242 Removable Threadlocker (or equivalent) to the setscrews of the adapter to be installed. Install the adapter and tighten the setscrews to 5 ft-lbs/7 Nm (Figure C). **Note: the shank must bottom out inside the adapter.**



REMOVING THE STAIR GUARD

If the shank is cut so that the total clearance (from the top of the proximal adapter to the bottom of the foot) is less than 7.3" (185 mm) for a DuraLite™ Foot, or 7.6" (193 mm) for a Fusion™ Foot, the stair guard must be removed:

1. Using a 2 mm hex wrench, remove the four cap screws holding the stair guard to the adapter.
2. Remove the stair guard from the adapter. Discard the stair guard.
3. Apply Loctite 242 Removable Threadlocker (or equivalent) to the setscrews. Reinstall the adapter and tighten the four setscrews to 5 ft-lbs (7 Nm) as shown above.



Note: the shank must bottom out inside the adapter.

INSTALLING A MATING ADAPTER

For a DuraLite Foot or Fusion Foot with a **Rotating Pyramid**:

Connect a pyramid receiver component of your choice to the Rotating Pyramid on the DuraLite Foot or Fusion Foot. Tighten the setscrews using the torque and threadlocker specifications provided by the manufacturer of the pyramid receiver.

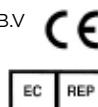
For a DuraLite Foot or Fusion Foot with a **Pyramid Receiver**:

Connect a pyramid component of your choice to the Pyramid Receiver on the DuraLite Foot or Fusion Foot. Apply Loctite 242 Removable Threadlocker (or equivalent) to the setscrews on the pyramid receiver. Tighten the setscrews on the pyramid receiver to 12 ft-lbs (16 Nm).

WillowWood®

The Ohio Willow Wood Company
15441 Scioto Darby Road
Mt. Sterling, OH 43143
phone 740.869.3377 / 800.848.4930
fax 740.869.4374 www.willowwoodco.com

Ohio Willow Wood Company B.V.
Keizersgracht 62/64
1015 CS Amsterdam
The Netherlands



PN-2035-E 15 NOV 2012